

# Wallace Emerson Park, Community Centre and Child Care Facility

## Feedback Sheet - Child Care Centre

What do you think of the Child Care Centre design?

What features would you like to see incorporated in the indoor spaces? In the outdoor spaces?

How could safety of the child care centre be improved?



How should the outdoor play area interact with the rest of the park?

What are some innovative ways for children to play? Are there interesting playgrounds you have seen? What will make this child care centre memorable?

Do you have any additional comments or ideas?

# Wallace Emerson Park, Community Centre and Child Care Facility

## Feedback Sheet - Community Centre

What do you think of the Community Centre design?

What spaces would you use the most in the Community Centre and how would you use them?

What would draw you in, and what would make you want to stay in the Community Centre?



Where would you want to meet friends in the Community Centre? How would you use these spaces?

Are your interests represented in the Community Centre? Are the interests of your family and friends represented?

Do you have any additional comments or ideas?

# Wallace Emerson Park, Community Centre and Child Care Facility

## Feedback Sheet - Community Forum

What do you think about the mix of uses available in all seasons? How will you use this space in each of the different seasons?

What would make you want to stay in this space?

Are there enough opportunities to play? What other play elements could be included?



Is this a place you would meet friends? How could it be a better meeting place? What would you do with friends?

What are the qualities you cherish most in the park? What else would you like to see more of in the Community Forum?

Do you have any additional comments or ideas?

# Wallace Emerson Park, Community Centre and Child Care Facility

## Feedback Sheet - The Park: Phase One

How do you see yourself using the programs in Phase One? How will you use these spaces in each of the different seasons?

What would make you want to stay in these spaces?

Are there enough opportunities to play? What other play elements could be included?

What are the qualities you cherish most in the park? What else would you like to see more of in the park?

Are your interests represented in the Community Centre? Are the interests of your family and friends represented?


Do you have any additional comments or ideas?




# Wallace Emerson Park, Community Centre and Child Care Facility

## Feedback Sheet - The Park

What do you think of the overall Master Plan and location of activities? Have all of the programs/features you want been included?




What would make you want to stay in these spaces?



How will you use this space in each of the different seasons?





What are the qualities you cherish most in the park? What else would you like to see more of in the park?


Are your interests represented in the Community Centre? Are the interests of your family and friends represented?

Do you have any additional comments or ideas?

# Wallace Emerson Park, Community Centre and Child Care Facility

## Feedback Sheet - Transitions & Mobility

Are there enough access points to the park? Are they located in the right places? What should these accesses look like?



What should be the relationship of the park with the surrounding neighbourhood? How should its edges feel? Should they be boundaries or Transitions?



What should be the park's relationship to its surrounding laneways? How should these laneways look and feel? What would make them safe/usable/enjoyable/beautiful?

How can active modes of travel be promoted (walking, cycling, etc.)? What would make it safe/usable/enjoyable/beautiful?

Do you have any additional comments or ideas?